

60
Series
**IBC
MODULE**

380 - 395 w

NeX Series: SNX-C60HI

21.9%


Maximum Efficiency

0-+5w

Positive Power Tolerance

25 years

Product Warranty



HIGHER VALUE

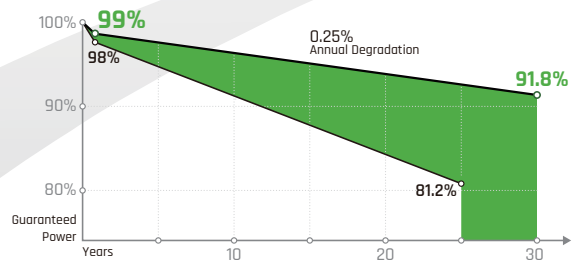
- Longer Warranty terms and more power generation
- Lower LCOE for shorter payback period
- Elegant Appearance without busbar on the front side

HIGHER PERFORMANCE

- Module Power reaches up to 395W by unique design of module
- Less shading loss with IBC cell structure
- Zero Light Induced Degradation (LID)
- Better performance under weak irradiation

MORE RELIABLE

- Excellent anti-PID performance
- Lower hot spot risks by back contact
- Low temperature co-efficient of Pmax
- Mechanical loading capability up to 5400Pa



Sonnex IBC Module Performance Warranty

Warranty

25 years product workmanship warranty, 30 years linear power output warranty. The power degradation for the first year will be less than 1%. From the 2nd year and onwards, the annual degradation will be less than 0.25%. Guaranteed performance ratio of 91.8% after 30 years.

Sonnex Energie GmbH

Add: Böttgerstraße 12, 20148 Hamburg, Germany
www.sonnexenergie.com info@sonnexenergie.de

380 - 395W IBC MODULE SNX-C60HI

60 Series

Electrical Characteristics at Standard Test Conditions(STC)

Module Type: SNX-C60HI-***M	380	385	390	395
Maximum Power-Pm [W]	380	385	390	395
Open Circuit Voltage-Voc [V]	41.7	41.8	41.9	42.0
Short Circuit Current-Isc [A]	11.61	11.72	11.83	11.94
Maximum Power Voltage-Vm [V]	35.3	35.5	35.7	35.9
Maximum Power Current-Im [A]	10.77	10.85	10.93	11.01
Module Efficiency-η [%]	21.1	21.4	21.6	21.9

Electrical Characteristics at NMOT

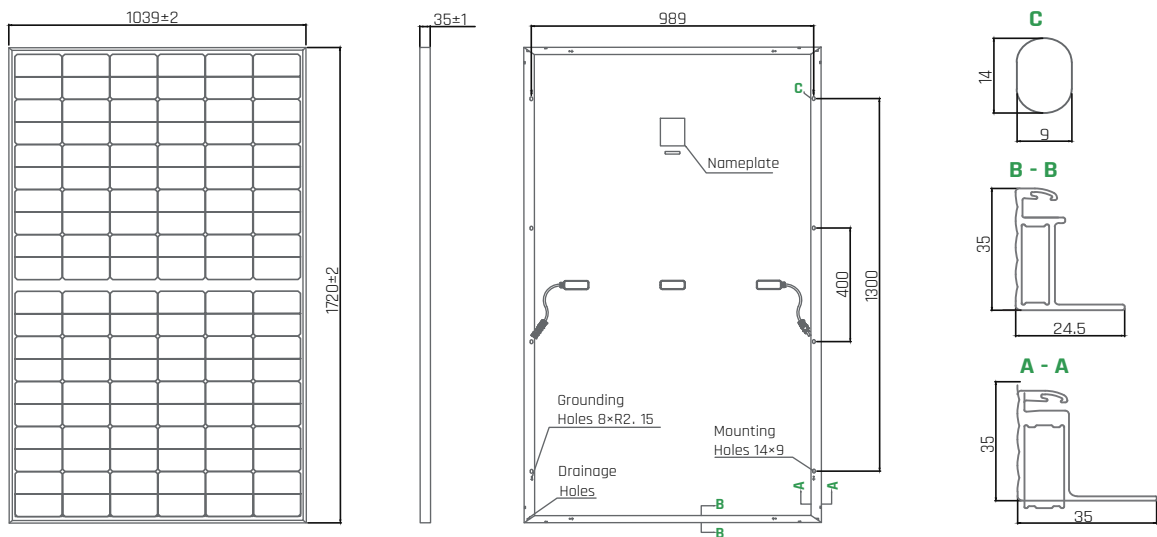
Maximum Power-Pm [W]	286	290	294	298
Open Circuit Voltage-Voc [V]	39.9	40.0	40.1	40.2
Short Circuit Current-Isc [A]	9.32	9.42	9.49	9.57
Maximum Power Voltage-Vm [V]	32.7	32.9	33.1	33.3
Maximum Power Current-Im [A]	8.75	8.82	8.89	8.95

Note: 1. Standard Test Conditions (STC): Irradiance 1000 W/m²; AM 1.5; Ambient temperature 25°C ;
 2. Nominal Module Operating Temperature (NMOT): Irradiance 800W/m²; wind speed 1m/s; ambient temperature 20°C.
 3. Tolerance of Pm: 0--+5W, Measuring uncertainty of power: ±3%. Performance deviation of Voc [V], Isc [A], Vm [V] and Im [A]: ±3%.

Mechanical Characteristics

Dimensions	1720×1039×35 mm
Weight	20kg
Front Glass	AR coating tempered glass, 3.2mm
Frame	Anodized aluminum alloy
Cells	Mono-crystalline IBC cell 166 x 83mm
Cell Orientation	120 (12×10)
Junction Box	IP68
Cable/Connectors	4mm ² ,1400mm / MC4 or EV02

Drawing



Temperature Characteristics

NMOT	42°C (±2°C)
Temperature Coefficient of Voc	-0.246% /°C
Temperature Coefficient of Isc	0.046% /°C
Temperature Coefficient of Pm	-0.29% /°C

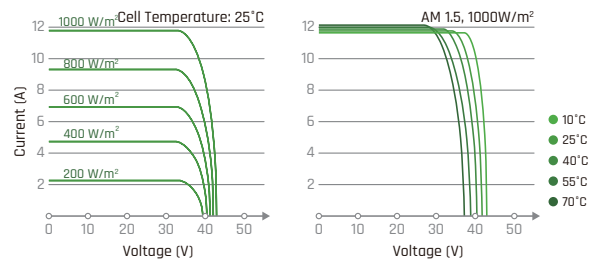
Maximum Ratings

Maximum System Voltage [V]	DC 1500V (IEC)
Series Fuse Rating [A]	20
Maximum Surface Load Capacity [Pa]	5,400
Temperature Range [°C]	- 40 to + 85
Withstanding Hail	Maximum diameter of 25 mm with impact speed of 23 m·s ⁻¹

Other Characteristics

Packaging 30 pcs/pallet; 780 pcs/40' HQ container

I-V curve



Declaration: Along with the technical improvement and product update, deviation between the technical parameter and Sonnex future products might occur. Specifications included in this datasheet are subject to change without prior notice. Sonnex reserves the right of final interpretation.